

Life in West Sussex

A report using Quality of Life Indicators

This Strategy has been produced by the West Sussex Sustainability Forum. If you would like to know more about the West Sussex Sustainability Forum or if this information is needed in an alternative format please contact West Sussex Sustainability Forum Secretariat at: West Sussex County Council, Environment and Development, The Grange, Tower Street, Chichester, West Sussex, PO19 1RH. Tel: 01243 756775, or email: WSSF@westsussex.gov.uk

Photos: SussexImageLibrary.co.uk

Designed and published by WSCC, Environment and Development
Printed on 100% recycled paper.

March 2006

www.westsussex.gov.uk



Introduction

In March 2005 the West Sussex Sustainability Forum launched 'Time for Action, a Strategy for a Sustainable West Sussex'. The strategy provides a guide for achieving sustainable development in West Sussex. In doing this, it sets out 12 key principles for achieving a good quality of life both for current and future generations.

Quality of life indicators have been developed to show progress on each of the principles. These are presented here, to report on what it is like to live in the County.



Some indicators are new for this publication, and data from previous years is not available. Others are well established and data has been collected for some time. Where this is the case, the trends are illustrated by arrows adjacent to the information box.

As well as the data, there are suggestions for small steps that we can all take to help achieve our aim of a more sustainable West Sussex, and details of where to look for further information.

We will report progress on these indicators every 2 years. This will let you see how things are changing in West Sussex and highlight areas that we should be focusing our efforts on.

We hope that this booklet raises awareness about local sustainable development and helps you to identify actions you can take both individually and collectively to work towards a Sustainable West Sussex.

West Sussex Sustainability Forum
Steering Group

Adopt and encourage healthy lifestyles

Life expectancy


Life Expectancy is considered one of the best indicators of the population's health. The healthier we are, the longer we live. It has been proven that there is a strong link with deprivation - people in more deprived areas have lower life expectancy. Also, the longer people can live in their homes, the higher their life expectancy.

In West Sussex our life expectancy has steadily been increasing to present day levels.

Indicator	Results	
Life Expectancy	Male	77.6
	Female	82

Source: Office of National Statistics

Year: 2001 - 2003

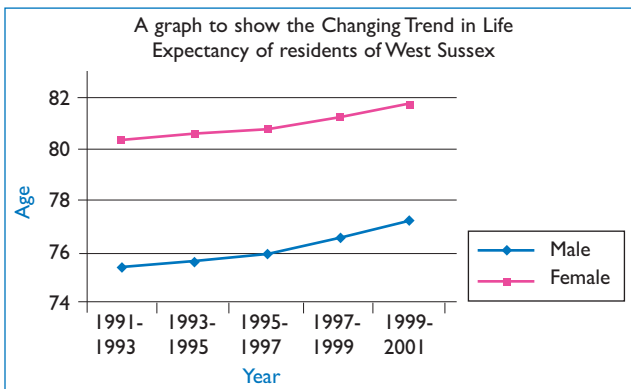


WHAT CAN YOU DO?

Many of us know what we should be doing to lead a healthy lifestyle, but we don't always do it. Why not set yourself one small goal, and take a month to achieve it? Invest in a pedometer, and see if you can build up to walking 10,000 steps a day. Instead of having a biscuit in the afternoon, why not have a piece of fruit instead, and help towards your 5 a day count? Remember small steps can equal big changes!

FURTHER INFORMATION

Lots of information is available on healthy lifestyles generally. One good source of information is the BBC website www.bbc.co.uk/health, but also try your local Leisure Centre for information and advice on fitness classes - most centres offer a fitness check and can put together a programme of activities designed personally for you.



Adopt and encourage healthy lifestyles

% of people that walk or cycle to work

Walking and cycling, as well as being healthy forms of transport, are efficient, economical and environmentally friendly. Incorporating these ways of travelling into our journey to work can reduce the risk of serious conditions such as heart disease, high blood pressure, obesity and the most common forms of diabetes.



WHAT CAN YOU DO?

Maps showing cycle facilities in Chichester, Horsham and Crawley are available from local help points and libraries, or by contacting West Sussex County Council. General information regarding walking and cycling can be found on the WSCC web pages. www.westsussex.gov.uk. Click on 'Roads and Transport' then 'Walking and Cycling'.

Indicator	Results
% of people that walk or cycle to work	13.23 %

Source: Office of National Statistics

Year: 2001



FURTHER INFORMATION

The number of us walking or cycling to work is steadily decreasing. According to the Office for National Statistics, only 13.2% of people in West Sussex made their journey to work on a bike or on foot in 2001, and yet 22.3% travel less than 2km to get to work.



Care for those most in need

The number of victims of domestic violence

The Government defines domestic violence as "Any incident of threatening behaviour, violence or abuse (psychological, physical, sexual, financial or emotional) between adults who are or have been intimate partners or family members, regardless of gender or sexuality". In the UK domestic violence currently claims the lives of around two women a week, and affects millions more people.




Domestic violence occurs across society, regardless of age, gender, race, sexuality, wealth or geography. The figures show, however, that it consists mainly of violence by men against women.

In 2004 the Domestic Violence, Crime and Victims Act was introduced to increase the protection, support and rights of victims and witnesses. It also gives the police and other agencies the tools to get to the heart of domestic violence crimes.

Indicator	Results
The number of victims of domestic violence	6301

Source: Sussex Police

Year: 2005



FURTHER INFORMATION

If you are a victim of domestic violence, or a concerned friend or relative, you can get the help and support you need by contacting the:

English National Domestic Violence helpline 0808 2000 247

If you are a man experiencing domestic violence or you want to call on behalf of a male friend or relative, you can contact the:

Male Advice and Enquiry Line

0845 064 6800

Care for those most in need

Conceptions to under 18 year olds in a calendar year per thousand females aged 15 to 17

The Social Exclusion Unit's (SEU) report on teenage pregnancy, published in 1999, set out a national strategy for England to: halve the rate of conceptions among under 18's and set a firmly established downward trend in the conception rates for under 16's by 2010 and increase the participation of teenage parents in education and work.



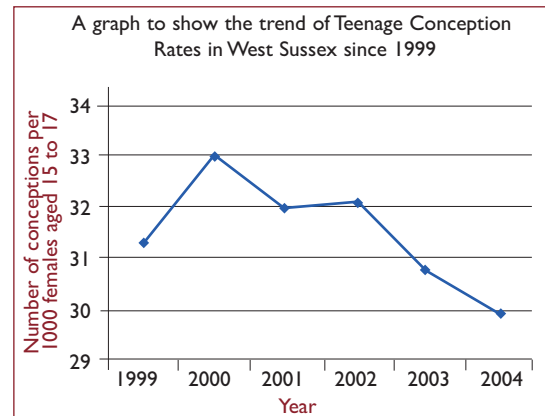
Nationally, as well as locally, teenage conception rates are falling. Evidence shows that better education and employment opportunities for teenagers, alongside improved advice and support around sex, relationships and contraception, can make a real difference in bringing teenage pregnancy rates down.

Indicator	Results
Conceptions to under - 18 year olds in a calendar year per thousand females aged 15 to 17	29.8

Source: ONS and

Teenage Pregnancy Unit

Year: 2003



WHAT CAN YOU DO?

If you are a teenager looking for advice on sexual health or pregnancy issues, or a parent seeking information on talking to your teenagers about sex, there are many websites designed to meet your needs. Below are some examples:

Teenagers and Young People
www.brook.org.uk or ring 0800 018 5023

www.ruthinking.co.uk or ring Sexwise 0800 28 29 30

www.fpa.org.uk or ring the Family Planning Association 0845 310 1334

www.mariestopes.org.uk or ring Marie Stopes 0845 300 8090

www.BPAS.org or ring British Pregnancy Advisory Service 08457 30 40 30

Parents

www.parentlineplus.org.uk


Care for those most in need

% of households with at least one pensioner without central heating

Nationally in 2001, a third of older citizens lived in 'non-decent' housing and this proportion increased with age. The most common reason for a dwelling to be declared 'non-decent' was insufficient heating.

In West Sussex the percentage of pensioner households without central heating is below the national average, but there are still households without the comfort that many of us take for granted.



Indicator	Results
% of households with at least one pensioner without central heating	11.4 % 

Source: Office for National Statistics

Year: 2001

WHAT CAN YOU DO?

There are organisations that can offer advice on grants that may be available to you to upgrade your heating system and improving insulation in your home.

You can contact your local District or Borough Council or the [West Sussex Energy Efficiency Advice Centre](#) on 0800 512012 for further information.


Protect and enhance our natural and built environment, wildlife and heritage

% of housing completions on brownfield sites

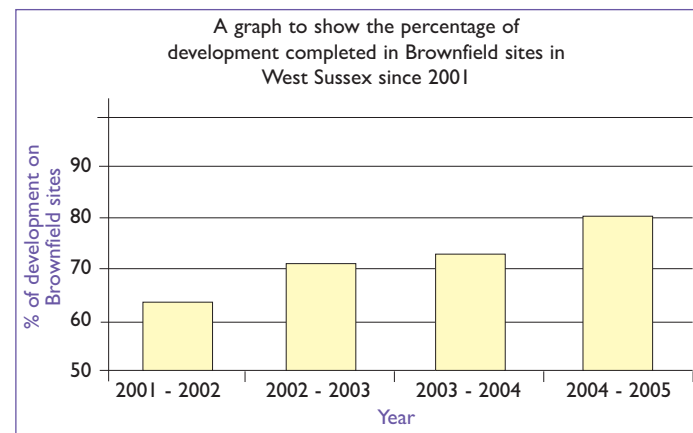
The Planning Authorities in West Sussex share the Government's objectives for housing including focusing additional housing on existing towns and cities in order to promote more sustainable patterns of development and making better use of previously-developed land (brownfield sites). Government has set a national target for 60% of all housing development to be on previously developed land by 2008.



The Locational Strategy of the West Sussex Structure Plan 2001-2016 reflects these shared objectives. The strategy seeks to concentrate most new development within existing towns and villages and, where necessary, in a limited number of Strategic Locations together with some smaller-scale development on the edge of villages and small towns.

Indicator	Results
% of housing completions on brownfield sites	80.2 % 

Source: District, Borough and County Council Year: April 2004 - March 2005




FURTHER INFORMATION

If you are interested in the long term planning strategy for your area, you should contact your local district or borough council. They are currently preparing Local Development Frameworks. These will set out their policies for meeting the community's economic, environmental and social aims for the future, where these affect the development and use of land.

Protect and enhance our natural and built environment, wildlife and heritage

% area of land designated as an SNCI within the local authority area

Sites of Nature Conservation Importance or SNCI's are areas which are considered to be of county wide importance within West Sussex. Covering different habitats in West Sussex, they range in size from small meadows to large blocks of woodland. The primary reason for identifying an area as an SNCI is to try and maintain and preserve the site.



SNCI's are a non-statutory designation. This means that there are no legal obligations attached to them. However, their special characteristics mean they are high priority sites and their maintenance is important. WSCC works closely with landowners and managers to agree their maintenance as important sites for wildlife.

Indicator	Results
% area of land designated as an SNCI within the local authority area	4.88 %

Source: WSCC

Year: December 2005

FURTHER INFORMATION

For more information regarding heritage, wildlife and landscape in West Sussex visit the WSCC website www.westsussex.gov.uk. Click on "Environment and Planning"

Sussex Wildlife Trust look after 3000 acres of downland, woodland, wetland and heathland. For information about their work, nature reserves, courses, conservation and much more, visit their website www.sussexwt.org.uk

WHAT CAN YOU DO?

You do not need to be a large landowner to help protect and enhance the natural environment and wildlife.

You can make shopping choices that will help. For example choosing locally produced charcoal for summer barbeques will help support the local economy, and preserve the local environment as well as a traditional way of working.

You can also encourage wildlife into your garden; try planting plants that are attractive to insects and butterflies, or putting out food and water for birds.



Protect and enhance our natural and built environment, wildlife and heritage

The number of relevant planning policies and documents which were influenced by characterisation studies.

Characterisation studies include character appraisals, historic landscape characterisation, land management guidelines, and extensive and intensive urban surveys. They identify the special character and qualities of an area. By using them to influence planning policies, supplementary planning documents and other strategy and policy documents they help to ensure that any new development respects these qualities.

The West Sussex landscape is continually evolving, developing and changing. It has been going through a period of considerable change due to economic, environmental and recreational pressures - pressures that seem to increase almost daily. Protecting and enhancing this character is important.

Indicator	Results
The number of relevant planning policies and documents which were influenced by characterisation studies	4

Source: WSCC

Year: 2005

FURTHER INFORMATION

The County Council's Landscape Strategy provides the framework to tackle the pressures placed on our landscape. In addition to protecting the best landscape, it aims to improve less favoured areas. The full strategy is on the WSCC website, www.westsussex.gov.uk. Click on Environment and Planning then Heritage, Wildlife and Landscape

WHAT CAN YOU DO?

Have a look at the policies and plans that affect you, and see how they have been influenced by characterisation studies:

- South East Plan (part one) contains policies regarding the protection and enhancement of character and local distinctiveness, biodiversity and the historic environment.
- District and Borough Councils are currently preparing Local Development Frameworks. The more advanced of these - Horsham and Crawley - both contain policies regarding landscape and character.
- WSCC has helped Mid Sussex District Council with the East Grinstead Draft Area Action Plan by providing information to evaluate the natural and built environment, wildlife and heritage.



Minimise waste and aim to consume less

Total carbon dioxide emissions from energy use



In West Sussex in 2003 we released a staggering 4,205,448 tonnes of carbon dioxide into the atmosphere from our energy use alone.

To supply us with the energy we need to heat and light our homes we are burning an ever-increasing amount of fossil fuels such as coal, gas and oil. This process produces carbon dioxide. Carbon dioxide is a naturally occurring gas crucial to life, but is also the main 'greenhouse gas' contributing to Global Warming. Its build-up causes rising temperatures, and will have a profound effect on wildlife and people worldwide.

Indicator	Results
Total carbon dioxide emissions from energy use	4,205,448 tonnes

Source: DTI

Year: 2003

WHAT CAN YOU DO?

Can you reduce the amount of energy you use? Changing one regular light bulb to an energy efficient one will save 20kg of carbon dioxide in one year, and turning off your television at night rather than leaving it on standby will save 30kg. Contact the [West Sussex Energy Efficiency Advice Centre](#) on 0800 512012 for information on how to save money and make your home more energy efficient.

Where does your energy come from?

Energy companies offer you an option of choosing to buy your energy from renewable energy sources. Contact your energy supplier for more information.

FURTHER INFORMATION

Sign up to the 10% Challenge. www.10percentchallenge.org.uk

This is a voluntary programme that raises awareness about the impact that we have on the environment and encourages everyone to reduce this impact by at least 10%.

The website lets you calculate how many tonnes of carbon dioxide you produce, gives suggestions of simple measures you can take to reduce this, and asks you to pledge to make the reduction.

Minimise waste and aim to consume less

Total Waste produced and recycled in West Sussex

The impact of waste is not just related to its disposal. The processing, manufacture and transport of materials before they end up as rubbish uses energy and resources and creates pollution.

By reducing the amount of waste that we create in the first place, and reusing and recycling all the waste that we can, we can greatly reduce the demand on landfill sites, as well as saving energy and resources.



Indicator	Results
Kilograms of waste collected per head	558 kg



Source: Audit Commission Year: 2003 - 2004 Best Value Performance Indicator 84



Indicator	Results
% of household waste recycled	14.5 %



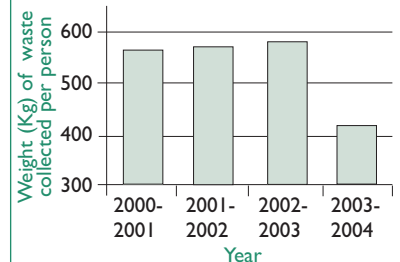
Source: Audit Commission Year: 2003 - 2004 Best Value Performance Indicator 82a

FURTHER INFORMATION

Have a look at the waste pages on the WSCC website, or get hold of a copy of the WSCC 'For Better Tomorrows' booklet. It contains everything you need to know about how to reduce your waste, with free offers, discounts and useful hints and tips. (The booklet can be downloaded from the WSCC website www.westsussex.gov.uk or is available from help points and libraries).

For information regarding recycling services in your area, contact your local district or borough council.

A graph to show how the amount of household waste collected in West Sussex has changed since 2000



Encourage locally produced goods and make greater use of local facilities and services

Number of farmers markets held in the county per year

A farmers' market is one in which farmers, growers or producers from the local area are able to sell their own produce, direct to the public.

Farmers markets have many advantages. They provide shoppers with an opportunity to buy fresh quality local produce, whilst providing essential support to small local producers.

Shoppers can be confident of the origins of the foods, ask questions and get closer to the sources of local foods. The markets also reduce food miles and packaging - saving energy and reducing air pollution.



A farmers' market can also help to promote a sense of community and enlivens the shopping experience.

Indicator	Results
Number of farmers markets held in the county per year	254

Source: District/
Borough Councils

Year: 2005

WHAT CAN YOU DO?

Why don't you find out where your nearest farmers' market is, and go along for a look. If you can't make it, some stall holders offer a vegetable box system which can be delivered to your door. This means you stay healthy, support a local business, and you reduce the number of miles that your food has travelled! Currently the food we eat is - according to the latest research from Europe - responsible for 31% of our impact on climate change.

FURTHER INFORMATION

Sussex Food Finder is a business guide to local food sources and organisations. Sussex Food Finder is for everyone who would like to know how to obtain locally produced food or find out about organisations involved in growing it, cooking it, buying it and eating it.

It also contains information about farmers' markets held in Sussex. This information will also be available from your local District or Borough Council.

Sussex Food Finder is available from www.sussexenterprise.co.uk/foodfinder

Encourage locally produced goods and make greater use of local facilities and services

Library members as a percentage of the population

Library membership has remained fairly constant over the last few years. The library offers something for everyone in the community. Libraries are working hard at promoting their facilities and making them available to the wider public. In 2004/05 a staggering 4,648,074 visits were made to the libraries in West Sussex. This figure continues to increase from previous years, proving the value of libraries to everyone in West Sussex.

In addition to facilities within libraries, there has been significant investment in a wide range of electronic reference resources, allowing homework and general enquiries to be made from home or at the office.



Indicator	Results
Library members as a percentage of the population	46.08 %

Source: WSCC


Year: 2004-2005



WHAT CAN YOU DO?

With CDs, video games, internet access and of course books being just some of the services available, the library has something for everyone. It's free to join, and with 35 libraries across the County, plus 3 mobile libraries, there will be one not too far away.

For more information about libraries visit the WSCC website www.westsussex.gov.uk and click on 'Libraries and Archives'



Ensure everyone has access to knowledge, information and skills

% of 16 – 74 year olds (working age population) with no formal qualifications




Gaining qualifications can increase the choices and opportunities available to us. They are a good way to show other people what you have achieved and can help you get on at work.

Having a qualification is a good way to show others real evidence of your skills and knowledge.

FURTHER INFORMATION

84% of the residents of West Sussex live within 2 miles of a library where they can access a full range of information sources.

For more information about libraries visit the WSCC website www.westsussex.gov.uk and click on 'Libraries and Archives'

Indicator	Results
% of 16 – 74 year olds (working age population) with no formal qualifications	10.10 % 

Source: Nomisweb Year: March 2003-February 2004

WHAT CAN YOU DO?

WSCC offers a huge range of Adult Education courses. Why not see what you could do?

Brochures are available in local libraries and Help Points, or have a look at the County Council website where you can search for courses in your local area, or of particular interest.

Many vocational courses are also available from services such as Learn Direct www.learnirect.co.uk




Create a Society where everyone is included

Older people helped to live at home per 1000 of the population aged 65 or over



'Remaining independent can be the key to a more full and healthy life.'
(Help the Aged)

This means helping older people stay fit and healthy and out of hospital. Nearly 50% of all hospital admissions are older people and many of these are avoidable. Working proactively to give care in a community setting enables older people to maintain their independence and quality of life, and reduces the need for hospital or high intensity care.

Indicator	Results
Older people helped to live at home per 1000 of the population aged 65 or over	67.25 



Source: Audit Commission
Best Value Performance Indicator 54

Year: 2003-2004

WHAT CAN YOU DO?

There are many organisations who can offer help to older people. WSCC carries out a lot of work to help people to continue to live in their own homes as independently as possible, whatever their age or disability. As an older person, you can ask for help from Social and Caring Services. They can also offer help and support to relatives or friends who may be caring for you at home.

Information for Life is a free, confidential and impartial information service. It specialises in finding appropriate help for people in West Sussex with all areas of daily living. If you would like to find out more about services that are available, please contact ICIS.

Freephone/text phone: **0800 859929**

Email: enquiries@icis-info4life.org.uk

Website: www.icis-info4life.org.uk

Age Concern provides a specialist advice service and publishes a number of helpful factsheets. To find out more, please contact Age Concern on **01903 731800**.


Create a Society where everyone is included

Economically active disabled residents as a percentage of the population

The Disability Rights Commission states that there are around 1 million disabled people in Britain who are out of work, but want to work.

In the past people with a disability or health condition have been denied the opportunity to enter or remain in work, because of fears and stereotypes about their abilities and because of policies and practices that hold them back. Technology is liberating people who would have struggled to find work in the past and many more employers understand the benefits of providing flexible working opportunities for their staff.

Employers are bound by the Disability Discrimination Act to treat people with disabilities fairly. It is unlawful for employers to discriminate against disabled people for a reason related to their disability, in all aspects of employment, unless this can be justified.

Indicator	Results
Economically active disabled residents as a percentage of the population	11.30 % 

Source: Audit Commission Year: 2003-2004
Best Value Performance Indicator 16



FURTHER INFORMATION

The Access To Work programme has lots of options for disabled people. They can help provide:

- A communicator for people with hearing difficulties
- A reader for someone with visual difficulties
- A support worker for someone who needs help getting to and from work
- Alterations to a vehicle or help towards taxi fares or other transport costs for someone having difficulty getting around
- Alterations to equipment
- Alterations to premises or the working environment, such as installing alarm systems or adapting a lift
- Plus, your employer only has to pay the first £100 and the programme will foot the rest of the bill

You can also speak to the Disability Employment Adviser at your local job centre: www.jobcentreplus.gov.uk
Information about the Access To Work programme is also available on this site.


Create a Society where everyone is included

Number of Dial a Ride journeys in the county

Dial a Ride is a type of Community Transport. It is a flexible, demand responsive service. It is generally available to people who are unable to use conventional passenger transport due to some form of temporary or permanent disability. It operates with a variety of vehicles including minibuses or voluntary car schemes. There are no fixed routes or set timetables; you can be picked up from wherever you want within the area of operation and dropped at your destination.



To use the service you simply phone up the travel centre and pre book a journey. This type of service allows people who may otherwise be isolated by their lack of travel choice to be more independent.

Indicator	Results
Number of Dial a Ride journeys in the county	89,782 

Source: WSCC Year: April 2004- April 2005



FURTHER INFORMATION

A Community Transport Directory is published by WSCC every year. It contains information about all rural and community transport schemes available, not just Dial a Ride or those supported by WSCC.

The Directory is available in libraries and help points, or alternatively you can carry out an online search on the WSCC website: www.westsussex.gov.uk.

Click on 'Roads and Transport' then 'Public Transport' then 'Community and Rural Transport'.

WHAT CAN YOU DO?

There are many smaller scale community transport schemes throughout the County. They are non profit making and are often in desperate need of drivers. If you have some spare time, could you volunteer some of your time to help people get out and about?

Adapt to changes in the environment of West Sussex

Water consumption by use per capita



Climate change is forecast to have a two-fold impact on water resources. Rainfall is predicted to increase in winter from between 10% and 35%, but due to less summer rainfall it is anticipated that the country will be 35% drier. The South East is already one of the driest regions in the country, with some parts having less water per person than Sudan, Africa. Water is a precious resource, and with shortages already being felt in West Sussex it is important to conserve as much water as possible.

Indicator	Results
Water consumption by use per capita	166 litres per head per day

Source: Local Water Companies via Environment Agency

Year: 2004-2005



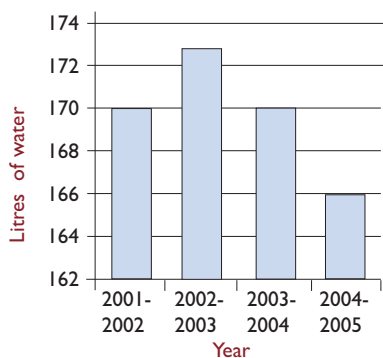
WHAT CAN YOU DO?

Sign up to the 10 % Challenge. www.10percentchallenge.org.uk

This is a voluntary programme that raises awareness about the impact that we have on the environment and encourages everyone to reduce their impact by at least 10%.

The website lets you calculate how many tonnes of carbon dioxide you produce, gives suggestions of simple measures you can take to reduce this, and asks you to pledge to make the reduction.

A graph to show the Changing Amount of Water Consumed per person per day in West Sussex



FURTHER INFORMATION

Small steps can make a big difference. Turn the tap off when brushing your teeth. In a household of 4, where the tap is left running whilst brushing your teeth, up to a bathful of water is wasted every day. Showering for 5 minutes a day will use less than half the amount of water as a bath, saving up to 400 litres a week, but remember a power shower can use as much water as a bath.

Adapt to changes in the environment of West Sussex

Number of additional houses with increased protection from flooding



The largest changes to water resource are for the southern and eastern part of England. These predictions mean that we should be prepared for water shortages during the summer months, but also increased risk of flooding incidents during the winter months.

The Environment Agency has an important role in warning people about the risk of flooding, reducing the likelihood of flooding from rivers and the sea, and reducing the severity and impact of flooding.

With climate change playing an increasing role in the level and location of floods, the Environment Agency are taking a longer term view before planning and building flood defences. They are planning for more frequent and extreme floods and are able to adapt to changing conditions. They will also look at the changing use of land and object to new developments which are likely to be at high risk of flooding. By taking steps now to protect our homes from the risk of floods, less costly and upsetting damage will be caused if such incidents occur.

Indicator	Results
Number of additional houses with increased protection from flooding	511

Source: Environment Agency

Year: 2004-2005



FURTHER INFORMATION

Visit the Environment Agency web site to find out if you are at risk of flooding. You can also find out how to prepare for flooding and the current flood warnings in force. www.environment-agency.gov.uk

Encourage democracy and support public participation

% of electorate voting in local elections



Voting is an opportunity to have your say. County Council elections take place every four years and offer you a chance to influence the services and facilities available to you.

Your vote could change how much council tax you pay, how your child's school is run or the state of the roads.

You can choose to vote:

- in person at a polling station
- by post
- by applying for someone to vote for you

You must be on the electoral register to vote.

Indicator	Results
% of electorate voting in local elections	64.84 %



Source: Democratic Services, WSCC

Year: 5th May 2005

WHAT CAN YOU DO?

Each District and Borough Council maintains an electoral register of residents when are entitled to vote.

Make sure you are registered and, when the next election takes place, make sure you have your say!

FURTHER INFORMATION

Visit the West Sussex County Council website for information about your local county councillor and details of elections.

www.westsussex.gov.uk

Encourage democracy and support public participation

The % of adults surveyed who feel they can influence decisions affecting their local area



In 2001, of those who felt that they could influence local decisions, 36% were of the opinion that they did not have much influence.

There has been a significant improvement in this area, but with just under half of those surveyed not feeling able to influence decisions there is still more to be done.

To try and improve local residents' involvement in decision making, County Local Committees have been established. They aim to bring County Councillors closer to local people and local people closer to their Council. Fourteen County Local Committees are now in action across the county.

Indicator	Results
The % of adults surveyed who feel they can influence decisions affecting their local area	54 %



Source: WSCC Cross Cutting Policies Report

Year: April 2004

FURTHER INFORMATION

Details of all the County Local Committees, their next meeting dates, and how you can be involved are all available from the County Council website: www.westsussex.gov.uk, click on 'Community and Living', then on 'County Local Committees'

WHAT CAN YOU DO?

Whenever possible, local councils work in partnership with the local community. Have a look at the websites of your local councils to see what is going on in your local area.

Find out who your local councillor is and if you feel strongly about something, let them know.

Reduce the causes of crime and persecution

The % of people that think that vandalism, graffiti and other deliberate damage to property or vehicles is a very big or fairly big problem in their area



Crimes such as criminal damage and graffiti are not victimless. Damage to buildings and property is both unsightly and costly to remove. If left unchecked it can ultimately affect business and tourism and send visible signs of decay to the local community. It can make residents feel unsafe, and make them fear more serious crimes.

The number of people who see these kinds of crimes as a big or fairly big problem in their area in West Sussex is higher than the National Average. However, increasing numbers of Police Community Support Officers (PCSOs) are playing a major role in delivering a more visible service on the streets to help tackle this kind of crime. Sussex Police has the highest number of PCSOs of any Force in the country, outside of the Metropolitan Police.

Indicator	Results
The % of people that think that vandalism, graffiti and other deliberate damage to property or vehicles is a very big or fairly big problem in their area	69.3 %

Source: ODPM
Best Value survey

Year: 2003-2004



FURTHER INFORMATION

Information about Police Community Support Officers that are working in your local area is held on the Sussex Police website: www.sussex.police.uk

WHAT CAN YOU DO?

If you see any graffiti, report it to your local District or Borough Council and they will remove it as soon as possible.

Sussex Police see Neighbourhood Watch as one of the best and most effective ways you can impact on crime and the fear of crime within your local community. Contact your local police station to find out if a scheme exists in your area.

Reduce the causes of crime and persecution

Domestic burglaries per 1000 households



As well as the damage and loss it causes to property, burglary impacts on our sense of safety and heightens fear of crime. The number of domestic burglaries in West Sussex is well below the national average, but this does not mean that we should be complacent.

The Crime and Disorder Act 1998 recognises that the police are not the sole agency responsible for the reduction of crime and disorder. The Act places a statutory obligation on the police, local authorities and other key partners to work together to develop and implement a strategy for reducing crime and disorder in each local authority area. These partnerships are commonly known as 'Crime and Disorder Reduction Partnerships (CDRPs)'. There are 7 CDRPs in West Sussex which work to deliver safer, more secure communities.

Indicator	Results
Domestic burglaries per 1000 households	7.22

Source: Sussex Police

Year: 2004-2005



FURTHER INFORMATION

The CADDIE system has been put together by the Sussex Crime and Disorder Reduction Partnerships. Anyone with an interest in Crime and disorder in the areas covered by the site can use CADDIE to map crime and disorder, plot incidents, find links to websites that can advise on Crime and Disorder issues and find contact details for those involved in Community Safety. www.caddie.gov.uk

WHAT CAN YOU DO?


Home security is the best way to reduce your chances of being burgled. In 2 out of 10 burglaries no force is used; entry is simply through an open door or window. It is very difficult to make your house totally burglar proof, but you can defeat most burglars. The Sussex Police website has lots of advice on steps you can take to make your home more burglar proof. Visit the site at www.sussex.police.uk

Reduce the causes of crime and persecution

Violent offences committed per 1000 population

The negative effects of violent crime on our families and communities cannot be overestimated. Violent crime includes robbery, sexual offences, assault and murder. To help police tackle violent crime, the Government introduced the new Violent Crime Reduction Bill in 2005. This gives the police and local community the power to reduce violent crimes involving imitation guns, knives and alcohol in their area.

Nationally in nearly half (48%) of all violent incidents, victims believed offenders to be under the influence of alcohol. This figure rose to 60% in cases of 'stranger violence'. The offender was least likely to be perceived to be under the influence of alcohol in the case of muggings (17%) (Source: British Crime Survey 2004/05)

Indicator	Results
Violent offences committed per 1000 population	14.61 

Source: Sussex Police

Year: 2004-2005



WHAT CAN YOU DO?

If you have been the victim of a crime Victim Support is an independent national charity with staff and volunteers who are specially trained to provide victims with free emotional support and practical assistance. They can offer:

- someone to talk to in confidence
- advice on victims' rights
- information on police and court procedures
- advice about compensation and insurance
- links to other sources of help like counselling

Anyone affected by crime can contact Victim Support for help, regardless of whether they've reported the crime to the police or how long ago the crime took place.

Victim Support line: 0845 30 30 900
 hearing difficulties: 18001 0845 30 30 90
 minicom (or text telephone): 020 7896 3776. email: supportline@victimsupport.org.uk
 website: www.victimsupport.org.uk

FURTHER INFORMATION

Visit the Home Office website for information about what the Government is doing to tackle all types of crime, including violent crime. www.homeoffice.gov.uk

Respect the diversity of cultures and local distinctiveness in the county

The % of residents that think that people being attacked because of their skin colour, ethnic origin or religion is a very big or fairly big problem in their local area

Everyone who lives, works or visits West Sussex has the right to be treated with dignity and respect and to live without fear of discrimination.

In 2003, 416 Racist Aggravated Incidents were reported in West Sussex (Source: Sussex Police Headquarters), with the majority of these happening in Crawley or Worthing Boroughs.

To tackle this issue, multi-agency funding has been made available to support two Racist Incident Caseworkers based at local Citizen Advice Bureaux. The project is called The Voice Project.

Sussex Police have also set up a partnership project called COLUMBUS to ensure the safety and well being of international language students during their stay in the County.



FURTHER INFORMATION

Information about Police Community Support Officers that are working in your local area is held on the Sussex Police website: www.sussex.police.uk

Indicator	Results
The % of residents that think that people being attacked because of their skin colour, ethnic origin or religion is a very big or fairly big problem in their local area	27 %

Source: ODPM
 Best Value survey

Year: 2003-2004


WHAT CAN YOU DO?

If you are the victim of racism or witness a racist incident, don't put up with it, report it! To report an incident which you believe to be racist, please phone **0845 075 1021** or contact the Community Safety Unit (the VOICE Project) who can offer guidance, advice and information to the witnesses and the victims of racist incidents. Telephone: **01243 382950** email: info@thevoiceproject.org.uk

Work in fairly paid employment in a diverse, vibrant local economy

% of the working age population who are in employment

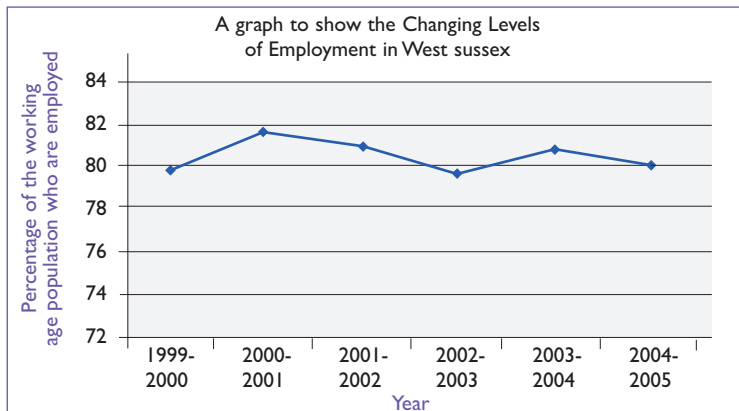
West Sussex is generally a prosperous area with low levels of unemployment. Current levels are below the national average and the percentage of the population who are in employment has remained virtually static over the last four years.

Indicator	Results
% of the working age population who are in employment	80 % 



Source: Nomisweb

Year: April 2004-March 2005



WHAT CAN YOU DO?

If you are looking for a job, the job centre can offer support and advice. They can offer a number of services and programmes, including advice on career direction and arranging training to help you get the job that you want. For more information about what services are available, or to find your local job centre, visit the website at www.jobcentreplus.gov.uk



Work in fairly paid employment in a diverse, vibrant local economy

Total number of VAT registered businesses in West Sussex




Businesses, large and small, provide major trading, employment and livelihood opportunities. The prosperity of businesses in West Sussex is linked to the economic well-being of all residents.

FURTHER INFORMATION

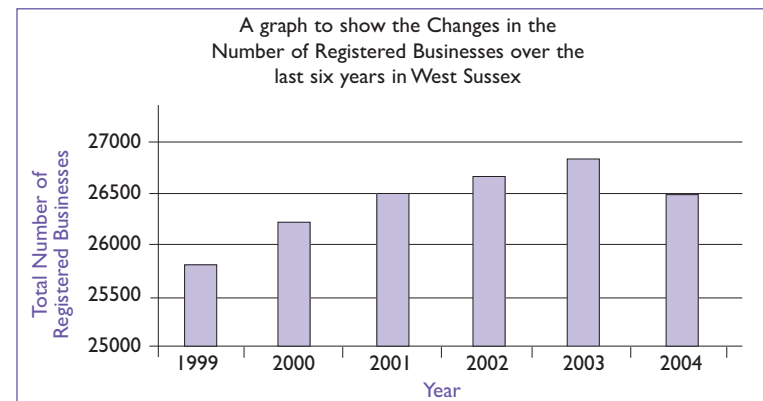
West Sussex Sustainable Business Partnership offers businesses based in West Sussex the opportunity to become more sustainable and at the same time save money. It offers a one-stop shop for best practice information and local support on becoming a sustainable business.

Find out more about the Sustainable Business Partnership by visiting; www.egeneration.co.uk

Indicator	Results
Total number of VAT registered businesses in West Sussex	26,505 

Source: Nomisweb

Year: 2004



Summary

Key Principle	Indicator	Trend
Adopt and encourage healthy lifestyles	Life Expectancy	↑
	% of people that walk or cycle to work	↓
Care for those most in need	The number of victims of domestic violence	↓
	Conceptions to under-18 year olds in a calendar year per thousand females aged 15 to 17	↓
	% of households, with at least one pensioner without central heating	↓
Protect and enhance our natural and built environment, wildlife and heritage	% of housing completions on brownfield sites	↑
	% area of land designated as an SNCI within the local authority area	NA
	The number of relevant planning policies and documents which were influenced by characterisation studies	NA
Minimise waste and aim to consume less	Total carbon dioxide emissions from energy use	NA
	Kilograms of waste collected per head	↓
	% of household waste recycled	↑
Encourage locally produced goods and make greater use of local facilities and services	Number of farmers' markets held in the County	NA
	Library members as a % of the population	↔
Ensure everyone has access to knowledge, information and skills	% of 16 – 74 year olds with no formal qualifications	↓

Key Principle	Proposed Indicator	Trend
Create a Society where everyone is included	Older people helped to live at home per 1000 population aged 65 or over	↑
	Economically active disabled residents as a % of the population	↔
	Number of Dial a ride journeys in the County	↑
Adapt to changes in the environment of West Sussex	Water consumption by use per capita	↓
	Number of houses with increased protection from flooding	↓
Encourage democracy and support public participation	% of electorate voting in local elections	↑
	The % of adults surveyed who feel they can influence decisions affecting their local area	NA
Reduce the causes of crime and persecution	The % of people that think that vandalism, graffiti and other deliberate damage to property or vehicles is a very big or fairly big problem in their area	NA
	Domestic Burglaries per 1000 households	↓
	Violent Offences committed per 1000 population	↑
Respect the diversity of cultures and local distinctiveness in the county	The % of residents that think that people being attacked because of their skin colour, ethnic origin or religion is a very big or fairly big problem in their local area	NA
Work in fairly paid employment in a diverse, vibrant local economy	% of the working age population who are in employment	↔
	Total number of VAT registered businesses in West Sussex	↓